




Mfg: Cashew Nut Processing Machinery

**THE QUALITY YOU DESIRE**

---



## About Aalidhra

Aalidhra Cashew Export is an Initiative by Mr. Chirag Patel, who is a Mechanical Engineer And Mr. Jainish Patel Who is a Automation Engineer.

Aalidhra Cashew Export provides Extensive Knowledge of the Cashew Processing business Strategies and Frameworks, which will Help Indian Small and medium-sized enterprises to Do this Business.

Aalidhra Cashew Export is a One Stop Solution for Cashew Processing Business setup

These are processed and manufactured at our sanitized production unit using well-tested spare parts under the supervision of skilled experts. Acknowledged for their high accuracy, reliability these machines are widely demanded among clients across the globe. The offered machines and other related products are well-known for their durability, minimum maintenance, and sturdy design.

Our organization is supported by our skilled workforce, which contributes effectively to meet customer's demands in a timely manner. The state-of-art manufacturing unit of our organization enables us to avail high-quality products. The production unit of our organization is installed with the technologically advanced machinery and equipment to ensure smooth business operation. To maintain smooth and hassle-free production, machines installed at our manufacturing unit are upgraded on a regular interval. Our organization is blessed with a team of highly skilled professionals who have gained immense expertise in their respective fields of operation. These professionals work in a close-coordination with clients to offer them optimum quality products and to fulfill the varied specifications provided by them. Apart from this, regular training sessions are also organized for our skilled professionals to keep them up breast with the current industry norms.

# Why Aalidhra

## One stop solution for Cashew processing project setup...

- Turnkey based plant setup work
- Latest and advanced technology
- Experienced R & D department
- Large production capacity
- Strong after sales services
- Customized automation
- Guideline for efficient processing practices
- Totally In house Manufacturing Capability
- Under Standing Client Requirements
- Plant design as per future expansion
- Factory layout designing
- Qualitative machinery



### SALIENT FEATURES


FEATURES	ADVANTAGES	BENIFITS
Quality components	High quality machine	High run time, durable
Robust	Strong Machine	Long life of machine
Contact parts, stainless steel	No Rusting	Easy Cleaning
Simplified operation	No Complication	Easy Operation
Low maintenance	Less Services	Savings on Service & Maintenance
Castor wheels mounted	Easy movement	Less Labour
Option of tracks	Option of higher speed	Time / Space / Power saving

### Our Supprt is with you

- ✔ Provide Customized Plant and machinery as per processing capacity.
- ✔ Project Development on Turn Key Basis with Process Modernization.
- ✔ Customized Plant and Machinery Layout designing.
- ✔ Installation of Machinery without Extra Charges.
- ✔ Machinery Operating and services training at customer site.
- ✔ Training to Local Labour to Produce World Class Cashew Kernel.
- ✔ Integrated Cashew Processing Line up to Kernel Grading and Packing.
- ✔ Free Service for 1 Year from Date of Installation.
- ✔ Lifetime free Video Calling Support for normal technical issues.



## SM-5 | Raw Cashew Nut Shelling Machine



Description	Parameter
No of Cutter	5 Cutters
Cutter Material	Stainless Steel Cutters
Blade Material	Carbide Blades
Total Cutting Capacity	150KG / Hrs, (Depending On RCN)
Motor	1.0 HP, 3 Phase Motor
Dimension	L X W X H 2.5 ft X 2.5 ft X 6.2 ft
Weight	400 kg (Approx.)

### Cutting Accuracy

Description	With RCN Grading	Without RCN Grading
Whole Nuts	< 97++ (Single Pass)	< 96 ++ (Single Pass)
Uncut	5 To 7%	7 To 9%
Broken	2 To 3%	3 To 4%

### Other Details

- Very low noise
- High safety
- Easy in Blade Setting without skill person
- Easy process management
- Easy maintenance

## SM-10 | Raw Cashew Nut Shelling Machine



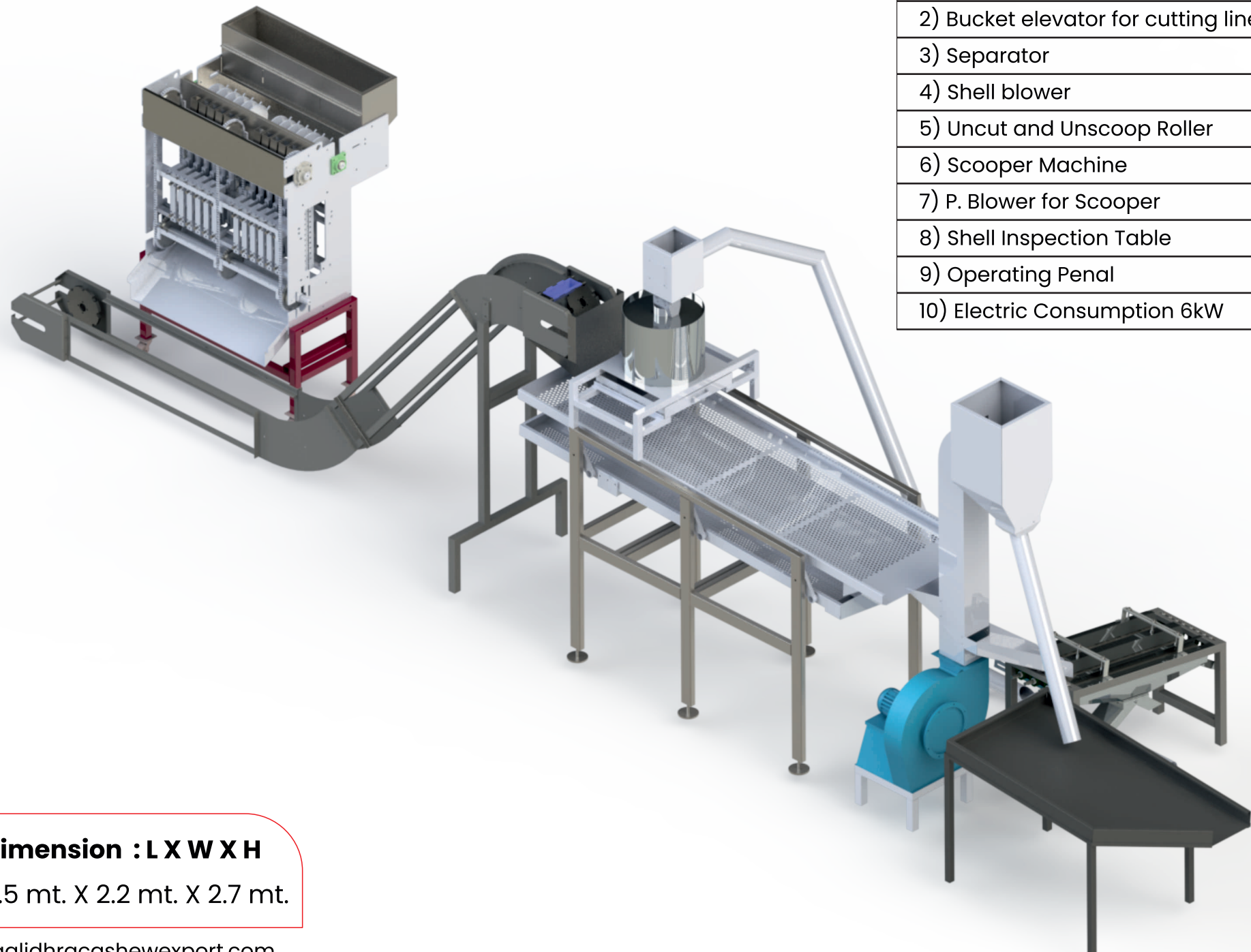
Description	Parameter
No of Cutter	10 Cutters
Cutter Material	Stainless Steel Cutters
Blade Material	Carbide Blades
Total Cutting Capacity	300KG / Hrs, (Depending On RCN)
Motor	1.5 HP, 3 Phase Motor
Dimension	L X W X H 4 ft X 2.5 ft X 6.2 ft
Weight	600 kg (Approx.)



### Features

- ✔ High Quality Cutter Head With Long Life.
- ✔ Used VFD For Adjustable speed of shelling.
- ✔ Easily A/B/C Size Cutting.
- ✔ Mix RCN Also Easily Cutting.
- ✔ Easy For Service.
- ✔ Sturdy construction





**Capacity : 300 Kg/Hrs**

List Of Machinery

- 1) Automatic cashew Shelling machine
- 2) Bucket elevator for cutting line
- 3) Separator
- 4) Shell blower
- 5) Uncut and Unscoop Roller
- 6) Scooper Machine
- 7) P. Blower for Scooper
- 8) Shell Inspection Table
- 9) Operating Penal
- 10) Electric Consumption 6kW

**Dimension : L X W X H**

9.5 mt. X 2.2 mt. X 2.7 mt.

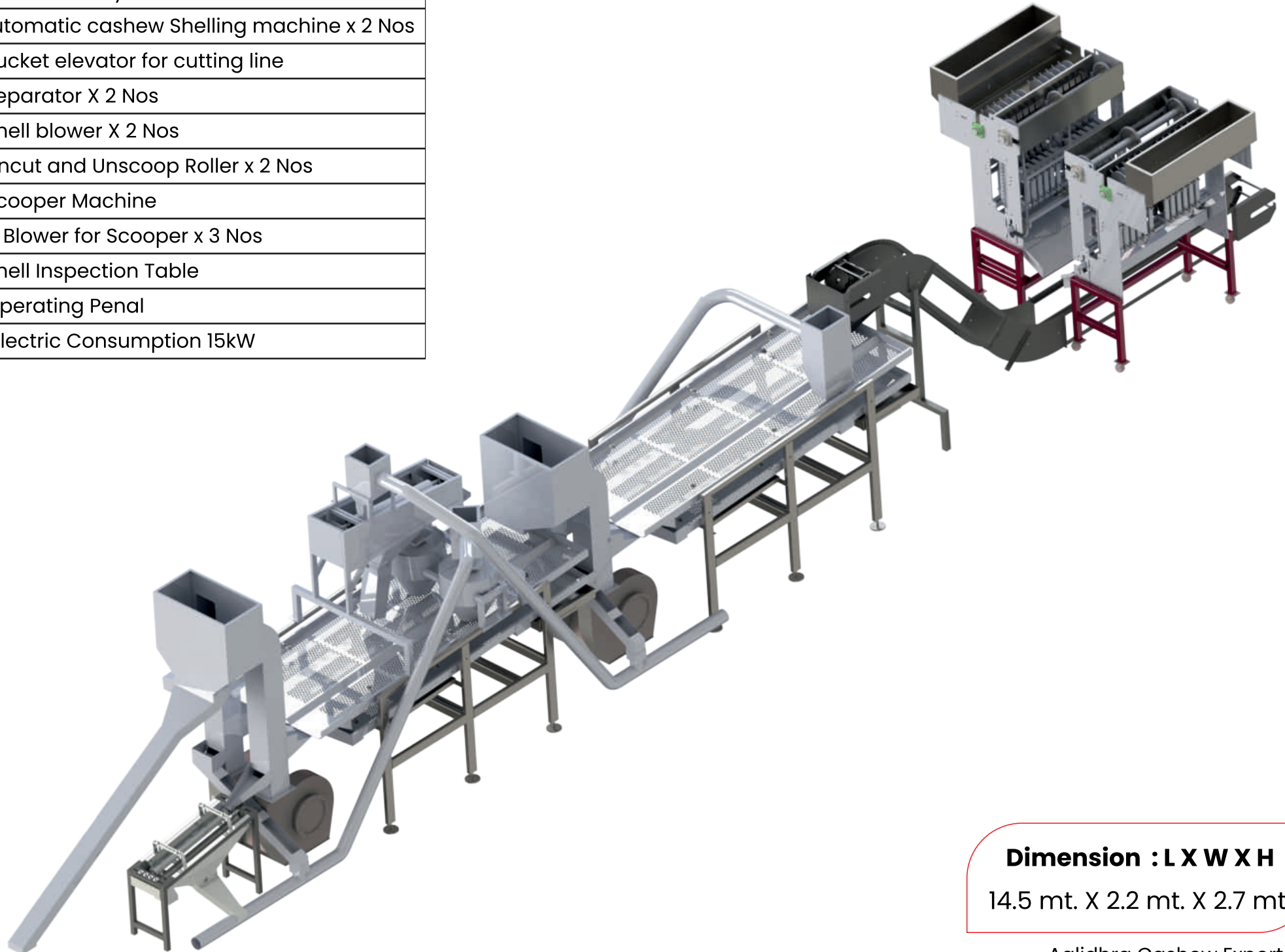
## SM-600 | Scooping Line



**Capacity : 600 Kg/Hrs**

### List Of Machinery

- 1) Automatic cashew Shelling machine x 2 Nos
- 2) Bucket elevator for cutting line
- 3) Separator X 2 Nos
- 4) Shell blower X 2 Nos
- 5) Uncut and Unscoop Roller x 2 Nos
- 6) Scooper Machine
- 7) P. Blower for Scooper x 3 Nos
- 8) Shell Inspection Table
- 9) Operating Penal
- 10) Electric Consumption 15kW

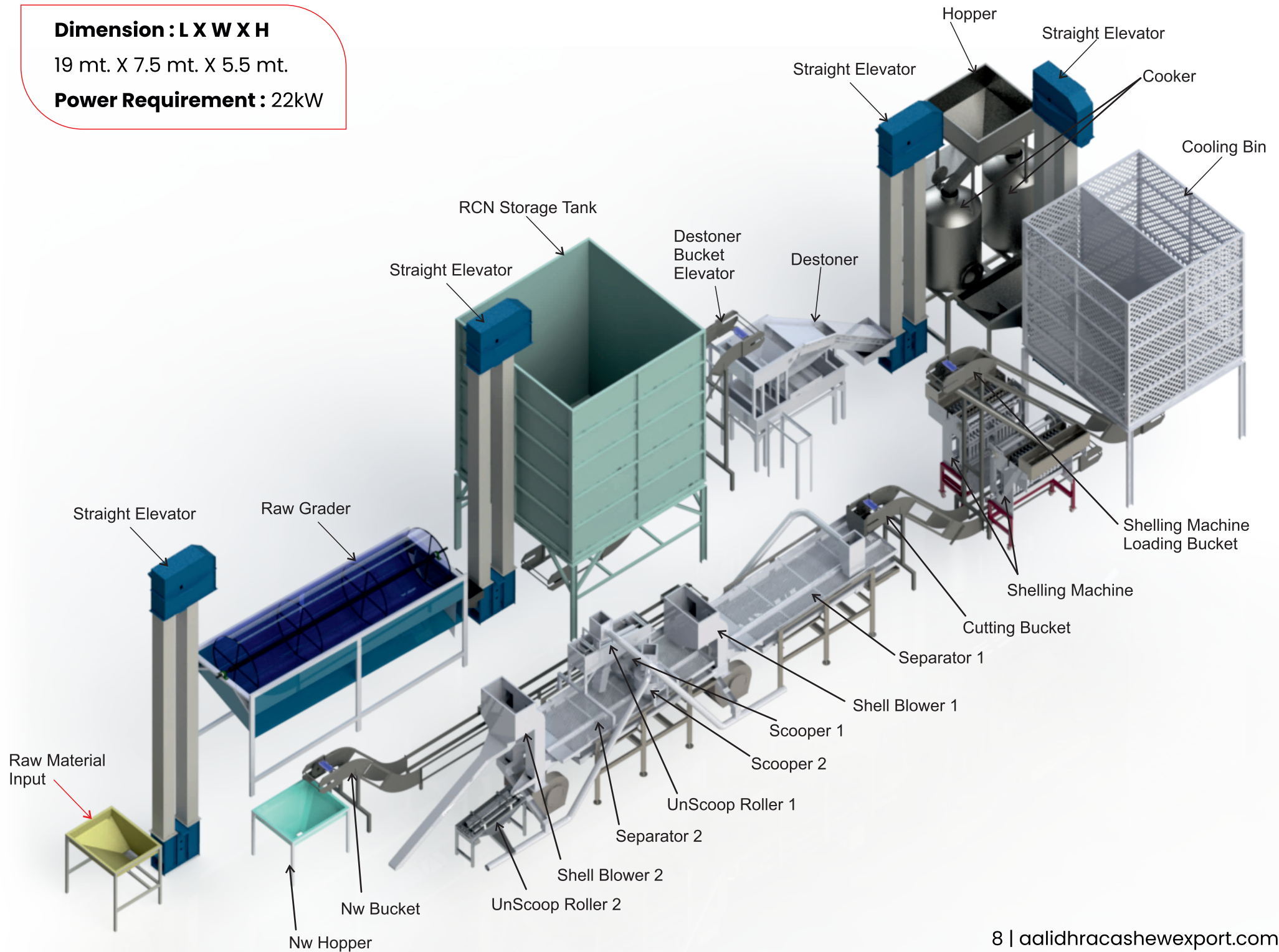


**Dimension : L X W X H**  
14.5 mt. X 2.2 mt. X 2.7 mt.

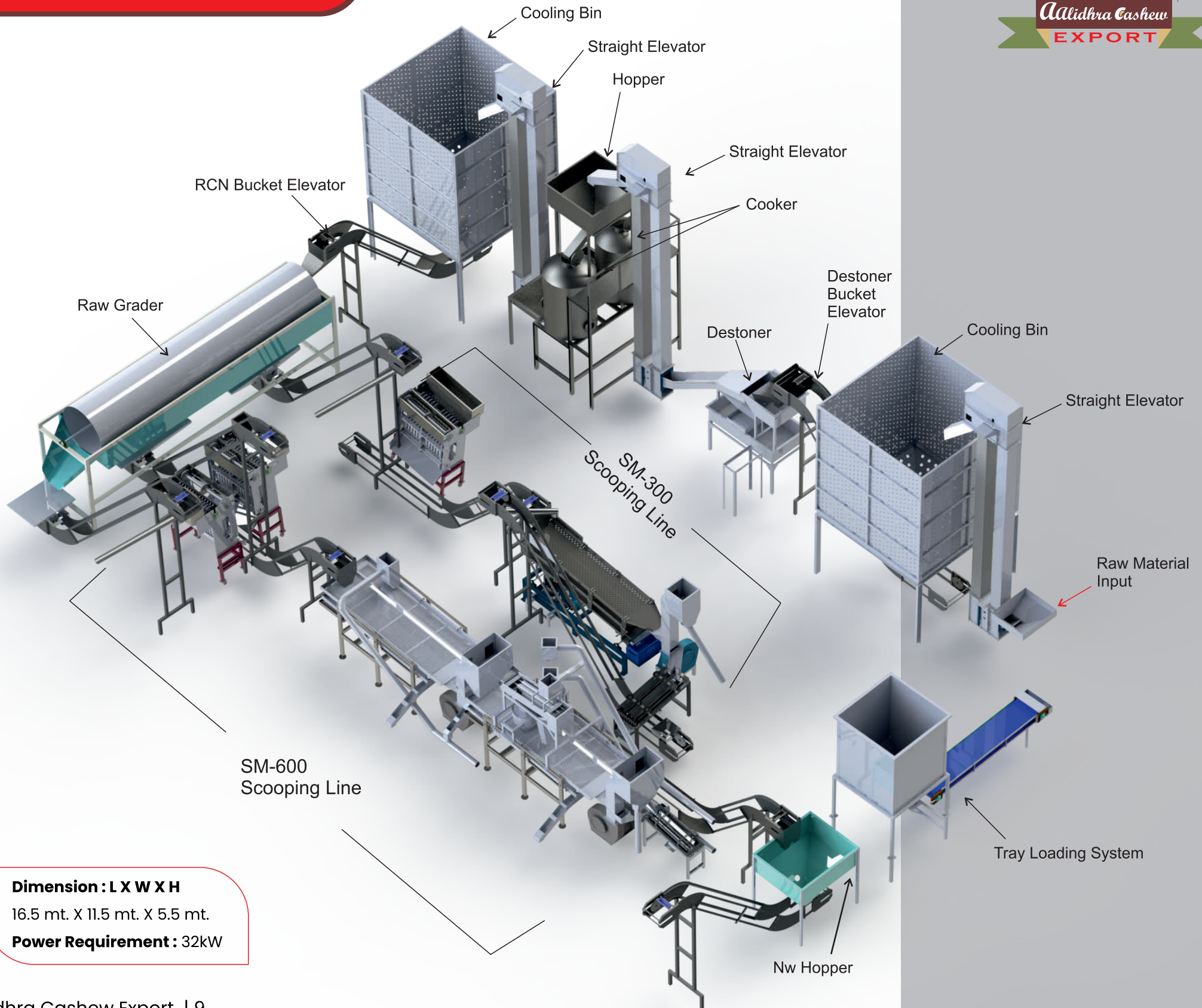
**Dimension : L X W X H**

19 mt. X 7.5 mt. X 5.5 mt.

**Power Requirement : 22kW**



# 4 to 6 Metric Ton Plant Layout

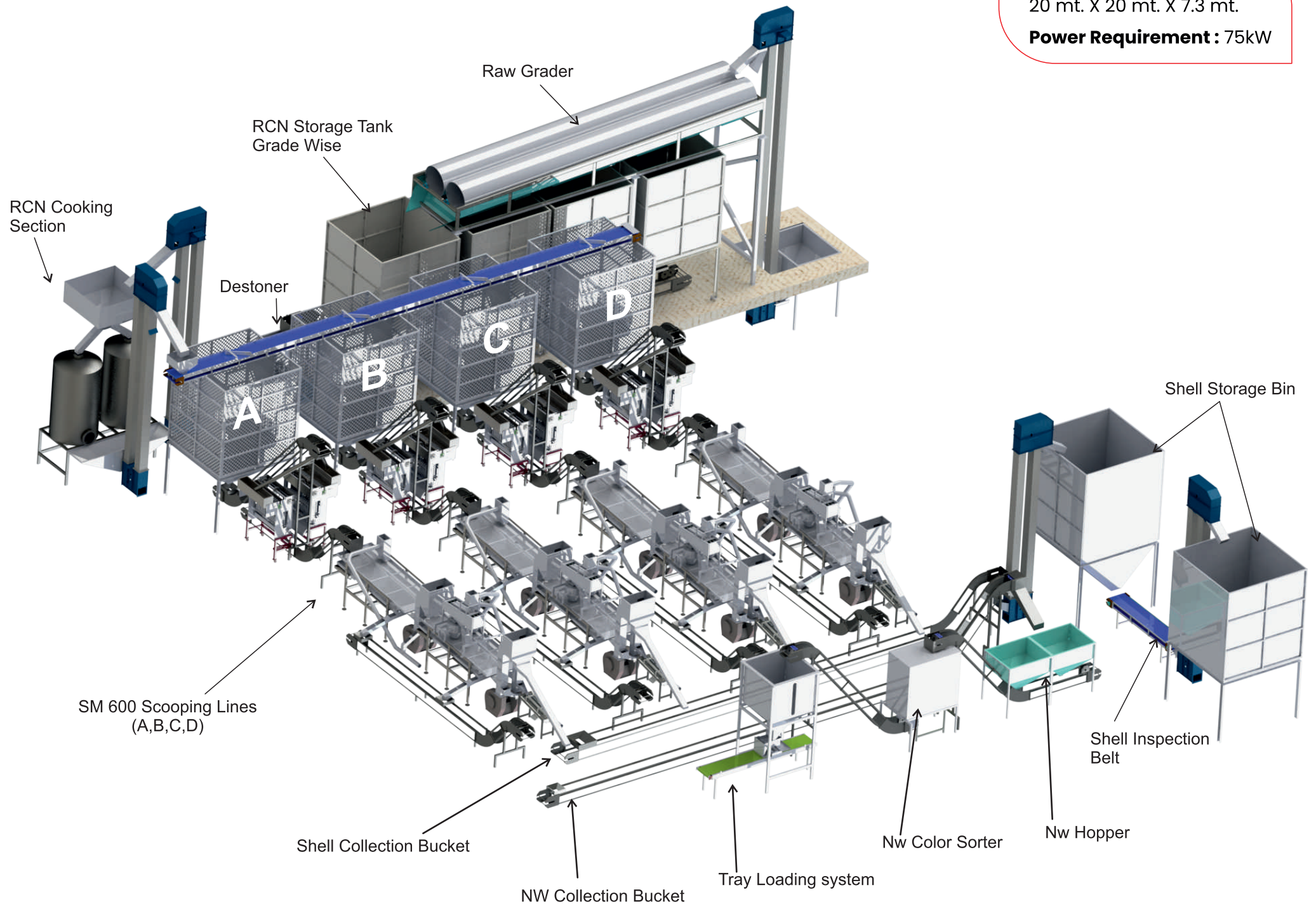


**Dimension : L X W X H**  
16.5 mt. X 11.5 mt. X 5.5 mt.  
**Power Requirement : 32kW**


**Dimension : L X W X H**

20 mt. X 20 mt. X 7.3 mt.

**Power Requirement : 75kW**



**SM-600** | Scooping Line With Cooling Bin



Cooking Section

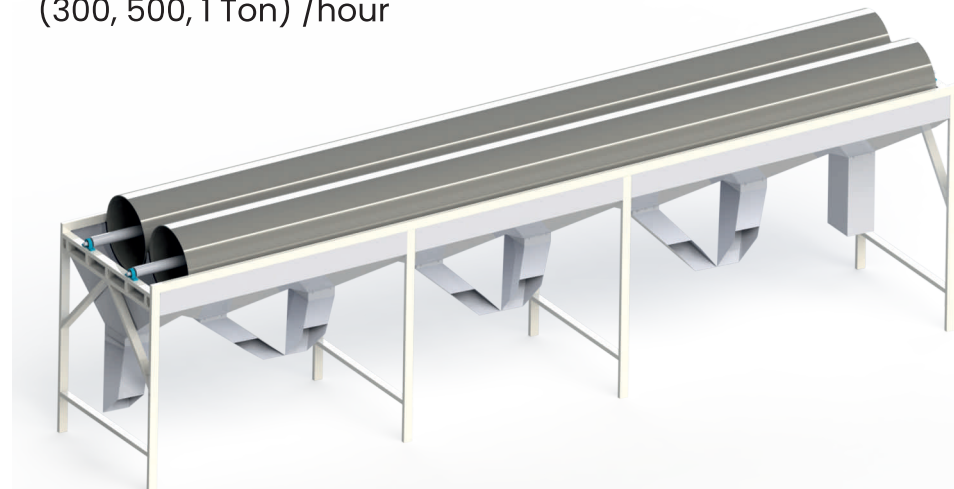


Cooking Section  
(320, 500, 1 Ton) /Cooker /Batch




Destoner  
(3Ton/hr)

Raw Cashew Grader  
(300, 500, 1 Ton) /hour



Raw Cashew Grader  
With Storage Bins



Tray loading System




**Capacity :** 450 tray/Hr

**Power Consumption:** 1.5kW

**Dimension (L X W x H):**

6 mt X 1.2 mt x 3.6 mt

Peeling Machine



**Capacity (kg/hr)**

50, 100, 200, 300, 400

**Dimension (L X W x H):**

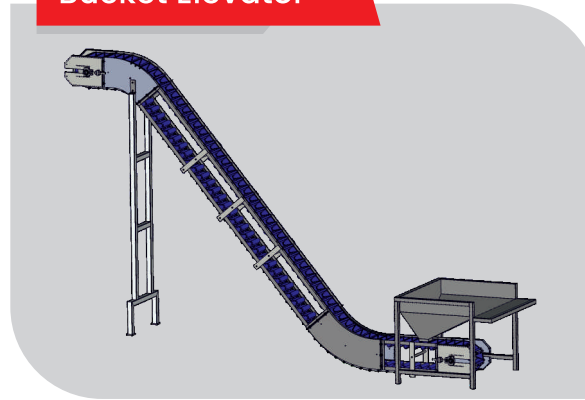
5.2 mt X 1 mt x 3.6 mt

# Our Other Machinery

Tray Dryer



Bucket Elevator



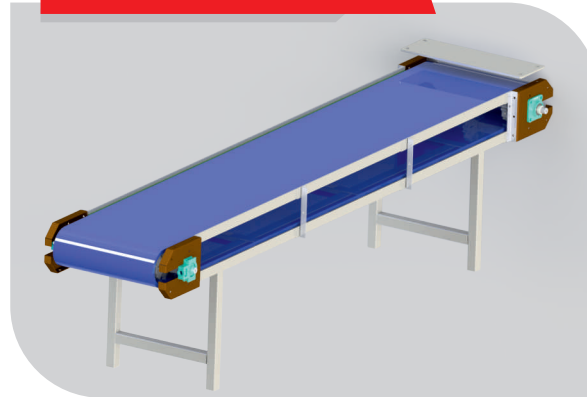
Z Type Bucket Elevator



Vita Packing Machine




Modular Belt



TIN FILLING MACHINE



Sorting Belt



# Customer Relation

## Customer

Thank you for provided good plant and machinery.



## Aalidhra Cashew Export

We are happy to serve good machine and service for customer

## Globaly Available



### Service

We provide service every location.



### Network

With strong foot Hold Globally, We work in global market .



### Manufacturing/Office Address

3 Pushp Industrial Estate Nr. Bakrol Talav, Bakrol Gatrad Road,  
Bakrol (Bujrang) 382433 Dist : Ahmedabad.

**Mr. Chirag Patel**    +91 7600 53 53 93    [alidhracashewind@gmail.com](mailto:alidhracashewind@gmail.com)

### Marketing Department

Mr. Rajesh  
+91 7600 59 51 53

### Production Department

Mr. Jainish Patel  
+91 9157 66 07 00

### Service Department

Mr. Vishal  
+91 93755 37755

